

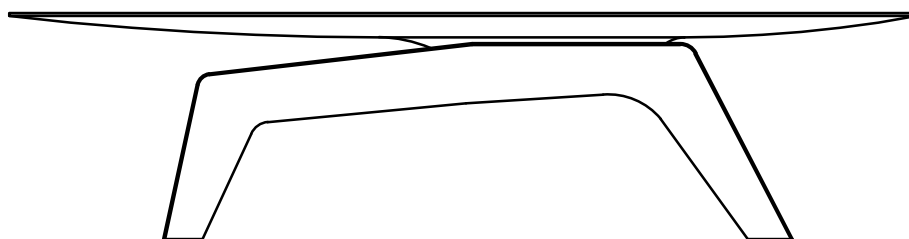
KINTAI



design by Giuliano e Gabriele Cappelletti

KINTAI

design by Giuliano e Gabriele Cappelletti

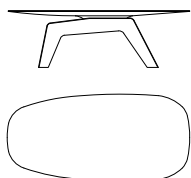


Tavolo scultoreo con piano realizzato in legno multistrato impiallacciato e sottopiano laccato (marrone/nero se il piano e la gamba sono realizzati con tinte scure, bianco/crema per essenze chiare). La gamba, massiccia e imponente, è invece realizzata in un unico blocco di legno multistrato sagomato impiallacciato o laccato.

Sculptural table with top made of veneered multilayer wood and lacquered underside (brown/black if the top and base are made with dark wooden stains, white/cream for light ones). The massive and commanding base is, instead, made of a single block of veneered or lacquered multilayer shaped wood.

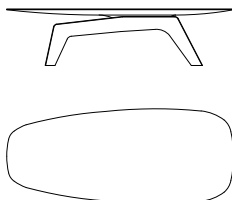
TAF51

| | W | D | H |
|----|-----|-----|----|
| cm | 240 | 115 | 75 |
| in | 94 | 45 | 30 |



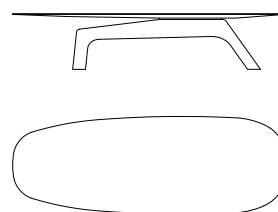
TAF52

| | W | D | H |
|----|-----|-----|----|
| cm | 300 | 125 | 75 |
| in | 118 | 49 | 30 |




TAF53

| | W | D | H |
|----|-----|-----|----|
| cm | 360 | 130 | 75 |
| in | 142 | 51 | 30 |



FINITURE IN LEGNO · WOODEN FINISHES


Rovere · Oak wood



Rovere Naturale

Natural Oak


Cod. R



Rovere Gold

Gold Oak

Cod. RO



Rovere tinto Ciliegio

Cherrywood-stained Oak


Cod. RC



Rovere tinto Noisette

Noisette-stained Oak


Cod. RNN



Rovere tinto Noce

Walnut-stained Oak


Cod. RNO



Rovere tinto Marrone

Brown-stained Oak

Cod. RW



Rovere tinto Wengè

Wenge-stained Oak


Cod. RWE



Rovere tinto Grigio

Grey-stained Oak

Cod. RG

Rovere laccato a poro aperto
Nero IntensoOpen pore lacquered Oak
Jet Black

Cod. RPA - RAL-9005


RAL standard per laccatura a poro aperto:

- 9016 Bianco Traffico
- 9001 Bianco Crema
- 8022 Marrone Nerastro
- 7030 Grigio Pietra
- 6013 Verde Canna
- 3020 Rosso Traffico
- 3004 Rosso Porpora

Standard RAL for open pore lacquering:

- 9016 Traffic White
- 9001 Cream
- 8022 Black Brown
- 7030 Stone Grey
- 6013 Reed Green
- 3020 Traffic Red
- 3004 Purple Red


Rovere Termotrattato · Thermo-treated Oak wood



Rovere Termotrattato chiaro

Light Thermo-treated Oak

Cod. RTL



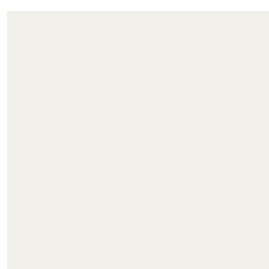
Rovere Termotrattato scuro

DarkThermo-treated Oak

Cod. RTD

LACCATURE · LACQUERING


Finitura opaca · Mat finish



Bianco Traffico

Traffic White

RAL 9016



Nero Intenso

Jet Black


RAL 9005



Grigio Pietra

Stone Grey

RAL 7030



Bianco Crema

Cream


RAL 9001



Marrone Nerastro

Black Brown

RAL 8022



Verde Canna

Reed Green


RAL 6013



Rosso Traffico

Traffic Red

RAL 3020



Rosso Porpora

Purple Red

RAL 3004

CURA E MANUTENZIONE DEL LEGNO

I legni utilizzati per i nostri prodotti sono di altissima qualità e lavorati con la massima maestria.

Le possibili differenze di tonalità o sfumature di colore sono da considerarsi caratteristiche naturali dei materiali e dimostrazione dell'artigianalità di lavorazione.

Per la pulizia quotidiana dei legni naturali, tinti e laccati, si consiglia di utilizzare un panno morbido o in microfibra, inumidito con acqua.

Non utilizzare prodotti spray, cere e prodotti che contengano alcool, solventi o abrasivi.

Pulire le macchie quando sono ancora fresche.

Tutti i prodotti sono realizzati nel rispetto dell'uomo e dell'ambiente.

CARE AND MAINTENANCE OF WOOD

The wood used for our products are of the highest quality and manufactured with the greatest craftsmanship.

Possible differences in colour tonality or shades are due to the natural characteristics of the materials and are to be considered as proof of artisanal workmanship.

For routine cleaning of natural, stained or lacquered wood, we suggest to use a soft or a microfiber cloth, dampened with water.

Never use spray products, wax or any product containing alcohol, solvent or abrasive.

Clean stains while they are still fresh.

All products are made with respect for the mankind and the environment.